



RUGGED LAPTOP OR TABLET

- Ruggedized, splash-resistant
- **1000 nits** brightness: readable in broad daylight (laptop)
- Full HD IPS with **great viewing angle**
- Capacitive touchscreen, usable with gloves
- Long battery life
- Lightweight: 1.97 kg (laptop), 2 kg (tablet)
- **4G data** connection integrated: always online

LIGHTWEIGHT RUGGED DETECTOR

- Unbreakable **glass-free** TFT
- **99µm** pixel pitch
- IP67 waterproof
- Robust design: drop height of 1.5m
- Up to **8 hours** autonomy
- Only 1.7kg
- Polycarbonate Protection with interchangeable handle





REMOTE IMAGE PREVIEW

- Shows **actual image** being taken, no need to go back to your laptop
- Convenient retake button
- Mounted on your generator

CONTACT US

 www.imv-technologies.us
 info@imvusa.com
 (507) 529-8200
 (800) 210-9665

FOLLOW US

 www.facebook.com/imvimaging.northamerica
 www.instagram.com/imvimaging.na



Connect.Vet is your daily tool to share and visualize not only all kind of medical images but also videos and photos. It's built to communicate with other vets, clinics, clients and PACS systems. By publishing high-end quality studies to owners and colleagues, it becomes your personal business card.

MOBILE



Browse, diagnose and mail your studies right from the **palm of your hand**. Available on iOS and Android

REPORTS



Split-view enhances the creation of **personalised** reports with checkboxes and tables while reviewing studies

LOCAL + CLOUD




Supports **multiple modalities** (CT, US, MRI, Endo...) both offline and online

AUTO-MODE



Compare L/R-images automatically for an **easier** reviewing process





Add **videos** straight from your smartphone or endoscope to your studies

CONTACT US

 www.imv-technologies.us
 info@imvusa.com
 (507) 529-8200
 (800) 210-9665

FOLLOW US

 www.facebook.com/imvimaging.northamerica
 www.instagram.com/imvimaging.na

